


Sr. No.	Description	Unit	Rate (Rs.)		Ref. Tech. Specs.
			Labour	Composite	
10-1	Earth work excavation undressed, lead upto a single throw of kassi, phaorah or shovel.				3.5
a)	In ashes, sand, soft soil or silt clearance	Cu.m. Cu.ft..	99.15 2.80	99.15 2.80	
b)	In ordinary soil	Cu.m. Cu.ft..	123.90 3.50	123.90 3.50	
c)	In hard soil	Cu.m. Cu.ft..	173.45 4.90	173.45 4.90	
d)	In shingle or gravel	Cu.m. Cu.ft..	346.95 9.85	346.95 9.85	
10-2	Earth work excavation undressed, lead upto 50 ft. (15m.)				3.5
a)	In ashes, sand, soft soil or silt clearance.	Cu.m. Cu.ft..	109.05 3.10	109.05 3.10	
b)	In ordinary soil	Cu.m. Cu.ft..	136.30 3.85	136.30 3.85	
c)	In hard soil	Cu.m. Cu.ft..	190.80 5.40	190.80 5.40	
d)	In shingle or gravel	Cu.m. Cu.ft..	381.65 10.80	381.65 10.80	
10-3	Bed clearance in ordinary soil and dressing slopes of drains to required section including removal of weeds, roots etc. and disposal of excavated material within 50 ft. (15m) lead.				3.8
a)	Excavated material undressed	Cu.m. Cu.ft..	381.65 10.80	381.65 10.80	
b)	Excavated material dressed in specified manner.	Cu.m. Cu.ft..	228.00 6.45	228.00 6.45	
10-4	Borrow pit excavation depth upto 10 ft. (3 m) undressed lead upto 100 ft. (30m)				3.8 3.9
a)	Sand	Cu.m. Cu.ft..	183.40 5.20	183.40 5.20	
b)	Ordinary soil	Cu.m. Cu.ft..	228.00 6.45	228.00 6.45	
c)	Hard soil	Cu.m. Cu.ft..	277.55 7.85	277.55 7.85	
d)	Shingle or gravel	Cu.m. Cu.ft..	446.05 12.65	446.05 12.65	
10-5	Earthwork for embankment lead upto 100 ft. (30m) and compaction by mechanical means at optimum moisture content, dressing to designed section including laying, leveling and watering.				3.9 3.12



Sr. No.	Description	Unit	Rate (Rs.)		Ref. Tech. Specs.	
			Labour	Composite		
A. Sand						
i)	95% maximum modified AASHTO dry density.	Cu.m.	247.80	522.30		
		Cu.ft..	7.00	14.80		
ii)	90% maximum modified AASHTO dry density	Cu.m.	247.80	430.80		
		Cu.ft..	7.00	12.20		
iii)	85% maximum modified AASHTO dry density.	Cu.m.	701.70	213.50		
		Cu.ft..	247.80	6.05		
B. Ordinary soil						
i)	95% maximum modified AASHTO dry density.	Cu.m.	0.00	0.00		
		Cu.ft..	297.40	571.90		
ii)	90% maximum modified AASHTO dry density	Cu.m.	8.40	16.20		
		Cu.ft..	297.40	480.40		
iii)	85% maximum modified AASHTO dry density.	Cu.m.	8.40	13.60		
		Cu.ft..	842.16	388.90		
C. Hard soil						
i)	95% maximum modified AASHTO dry density.	Cu.m.	297.40	11.00		
		Cu.ft..	8.40	346.95		
ii)	90% maximum modified AASHTO dry density	Cu.m.	9.85	17.60		
		Cu.ft..	346.95	529.95		
iii)	85% maximum modified AASHTO dry density.	Cu.m.	9.85	15.00		
		Cu.ft..	982.47	407.95		
D. Shingle or gravel						
i)	95% maximum modified AASHTO dry density.	Cu.m.	0.00	0.00		
		Cu.ft..	520.40	794.90		
ii)	90% maximum modified AASHTO dry density	Cu.m.	14.75	22.50		
		Cu.ft..	520.40	703.40		
iii)	85% maximum modified AASHTO dry density.	Cu.m.	14.75	19.90		
		Cu.ft..	1,473.64	581.40		
10-6 Earthwork for embankment lead upto 100 ft. (30m) and compaction by manual labour at optimum moisture content, dressing to designed section, laying, leveling and watering.						
a)	Sand	Cu.m.	261.90	261.90	3.12	
		Cu.ft..	7.40	7.40		
b)	Ordinary soil	Cu.m.	306.55	306.55		
		Cu.ft..	8.70	8.70		
c)	Hard soil	Cu.m.	470.10	470.10		
		Cu.ft..	13.30	13.30		
d)	Shingle or gravel	Cu.m.	643.55	643.55		
		Cu.ft..	18.25	18.25		
10-7 Excavation in shingle or gravel formation and rock, not requiring blasting, undressed lead upto 100 ft. (30m)						
a)	Dry	Cu.m.	456.00	456.00		3.1
		Cu.ft..	12.90	12.90		3.5
						3.7

Sr. No.	Description	Unit	Rate (Rs.)		Ref. Tech. Specs.		
			Labour	Composite			
10-8	b) Wet	Cu.m.	545.20	545.20	3.1 3.6		
		Cu.ft..	15.45	15.45			
		c) In flowing water	Cu.m.	664.15		664.15	
			Cu.ft..	18.80		18.80	
d) Under water including dewatering	Cu.m.	545.20	773.95				
	Cu.ft..	15.45	21.90				
10-8	Excavation in rock dressed to designed section, grades and profiles, excavated material disposed of within 100 ft. (30 m) & lift upto 6.5 ft. (2m.)					3.1 3.6	
10-9	a) Soft rock, slate, shale, schist or laterite work, with pick and crow bar.	Cu.m.	409.85	409.85		3.1 3.6	
		Cu.ft..	11.60	11.60			
	b) Medium hard rock requiring occasional blasting	Cu.m.	645.25	709.75			
		Cu.ft..	18.25	20.10			
	10-9	Excavation in hard rock requiring blasting and disposal of excavated material (blasted material) upto 50 ft. (15m) lead, (including dressing and levelling to designated section).					
	a) Grade I	Cu.m.	340.10	408.10			
		Cu.ft..	9.65	11.55			
	b) Grade II	Cu.m.	282.70	339.30			
		Cu.ft..	8.00	9.60			
	c) Grade III	Cu.m.	339.20	407.20			
		Cu.ft..	9.60	11.55			
	d) Grade IV	Cu.m.	537.60	645.10			
Cu.ft..		15.25	18.25				
e) Grade V	Cu.m.	442.85	531.40				
	Cu.ft..	12.55	15.05				
f) Grade VI	Cu.m.	473.85	568.60				
	Cu.ft..	13.40	16.10				
10-10	Excavation in hard rock requiring blasting but blasting prohibited and disposal of excavated material within 50 ft. (15m) lead, (including dressing and levelling to designed section etc.).				3.1 3.6		
a) Grade I	Cu.m.	624.50	718.20				
	Cu.ft..	17.70	20.35				
b) Grade II	Cu.m.	557.55	897.70				
	Cu.ft..	15.80	25.40				
c) Grade III	Cu.m.	696.95	1,122.15				
	Cu.ft..	19.75	31.80				
d) Grade IV	Cu.m.	1,063.70	1,276.45				
	Cu.ft..	30.10	36.15				
e) Grade V	Cu.m.	1,170.10	1,404.10				
	Cu.ft..	33.15	39.75				
f) Grade VI	Cu.m.	1,287.05	1,544.45				
	Cu.ft..	36.45	43.75				

Sr. No.	Description	Unit	Rate (Rs.)		Ref. Tech. Specs.	
			Labour	Composite		
10-11	a) Rehandling of earthwork Lead upto a single throw of Kassi, phaorah or shovel	Cu.m.	64.45	64.45	3.8	
		Cu.ft..	1.85	1.85		
10-12	b) Upto a lead of 50 ft. (15 m.)	Cu.m.	84.25	84.25		
		Cu.ft..	2.40	2.40		
10-12	Rehandling of gravel work or excavated rock, lead upto 50 ft. (15m.)	Cu.m.	247.80	247.80		
10-13	a) Dressing slopes of banks or ground surface	Sq.m.	12.90	12.90		
		Sq.ft..	0.35	0.35		
10-13	b) Dressing of earthwork by machinery or otherwise and left undressed	Sq.m.	14.85	14.85		
		Sq.ft..	0.40	0.40		
10-14	Excavation in foundation of bridges, and other structures including layout, dressing, refilling around structures with excavated earth, watering & ramming lead upto 100 ft. (30m) & upto 5 ft. (1.5m)	Cu.m.	217.30	217.30		3.5
		Cu.ft..	6.15	6.15		
10-14	a) Sand, ashes or loose soil	Cu.m.	228.80	228.80		
		Cu.ft..	6.50	6.50		
10-14	b) Ordinary soil	Cu.m.	261.20	261.20		
		Cu.ft..	7.40	7.40		
10-14	c) Hard soil or soft murum	Cu.m.	278.30	278.30		
		Cu.ft..	7.90	7.90		
10-14	d) Shingle or gravel	Cu.m.	1,335.00	1,504.20		
		Cu.ft..	37.80	42.60		
10-15	Cutting hard rock such as granite, ballast, hard lime stone or sand stone etc. with chisels and hammers for small foundation.	Cu.m.	33.20	44.80		
10-15	Extra for excavation requiring shoring.	Cu.ft..	0.95	1.25		
10-16	10-17	Compaction of earthwork (soft, ordinary, or hard soil)	Cu.m.	20.50	3.12.3	
			Cu.ft..	0.60		
10-17	a) Mixing, moisturing earth to optimum moisture content in layers for compaction.	Cu.m.	22.30	22.30		
		Cu.ft..	0.65	0.65		
10-17	b) i) Compaction by rolling with animal driven roller/hand rammed Soft and sandy soil	Cu.m.	30.70	30.70		
		Cu.ft..	0.85	0.85		
10-17	ii) Sand	Cu.m.	32.70	32.70		
		Cu.ft..	0.95	0.95		
10-17	iii) Ordinary soil	Cu.m.	35.80	35.80		
		Cu.ft..	1.00	1.00		
10-17	iv) Shingle or gravel	Cu.m.	40.20	40.20		
		Cu.ft..	1.15	1.15		
10-17	c) Ramming earth work (all type of soil)	Cu.m.	50.30	50.30		
		Cu.ft..	1.40	1.40		
10-17	d) Ramming earth work behind retaining wall	Cu.m.				
		Cu.ft..				




Sr. No.	Description	Unit	Rate (Rs.)		Ref. Tech. Specs.
			Labour	Composite	
10-18	Compaction of earthwork in embankment to full depth and width by approved mechanical means in layer not exceeding 10 inches (230mm) in depth at optimum moisture content including watering by mechanical means.				3.12.4 3.12.3
a)	95% maximum modified AASHTO dry density.	Cu.m. Cu.ft..	30.20 0.85	294.30 8.35	
b)	90% maximum modified AASHTO dry density.	Cu.m. Cu.ft..	30.15 0.85	339.15 9.60	
c)	85% maximum modified AASHTO dry density.	Cu.m. Cu.ft..	30.15 0.85	320.80 9.10	
10-19	Extra for wet earthwork (Supporting man's weight)	Cu.m. Cu.ft..	99.15 2.80	99.15 2.80	3.1 3.5
10-20	Extra for slush or daldal including dewatering (Not supporting man's weight)	Cu.m. Cu.ft..	223.05 6.30	223.05 6.30	3.1 3.5
10-21	Extra for excavation requiring shoring.	Cu.m. Cu.ft..	143.75 4.05	143.75 4.05	3.1 3.5
10-22	Turfing slopes of banks with grass sods including ploughing, laying, setting and watering (Truf obtained from within a distance of 8km (5 miles) and maintained for 15 days).	Sq.m. Sq.ft..	148.70 13.80	148.70 13.80	29
10-23	Earthwork by boats, including hire charges of boats. Digging and loading into boats upto 50 ft. (15 m) lead	Cu.m. Cu.ft..	198.25 5.60	198.25 5.60	3.5
	Carriage by boats upto 1000 ft. (300 m)	Cu.m. Cu.ft..	53.40 1.50	53.40 1.50	
	Extra for every additional 100 ft. (30m) or part thereof beyond 1000 ft. (300m)	Cu.m. Cu.ft..	5.35 0.15	5.35 0.15	
	Carriage by boats upto 1000 ft. (300 m)	Cu.m. Cu.ft..	99.15 2.80	99.15 2.80	
10-24	Unloading earth from B.G. trucks and clearing 5 ft. (1.5 m) from rail	Cu.m. Cu.ft..	9.05 0.25	9.05 0.25	3.5
10-25	Supplying clean and screened river or pit sand within 500 ft. (150m)	Cu.m. Cu.ft..	247.80 7.00	247.80 7.00	
10-26	Cutting and removing trees within a distance of 100 ft. (30m)				3.10.2 3.10.5
a)	Upto 2.5 ft. (0.75 m.) girth	Each	1,387.75		
b)	Above 2.5 ft. to 6 ft. (0.75 m to 1.8 m.) girth	Each	2,775.50		
10-27	Up-rooting & removing stumps upto 100 ft.(30m) from 1.5 ft. to 6 ft. (0.50m to 1.75m) girth.	Each	1,586.00		3.10.1
10-28	Jungle clearance and removing upto 100 ft. (30m.)				3.10.3 3.10.4
a)	Light	Sq.m. Sq.ft..	198.25 18.40	198.25 18.40	
b)	Thick	Sq.m. Sq.ft..	396.50 36.85	396.50 36.85	

Sr. No.	Description	Unit	Rate (Rs.)		Ref. Tech. Specs.
			Labour	Composite	
10-29	Uprooting sarkanda growth & disposal upto 100 ft. (30 m.)	Sq.m. Sq.ft..	7.95 0.75	7.95 0.75	3.10.2
10-30	Clearing jungle by cutting, removing all shrubs, trees and taking out entire roots and filling the hollows with earth, dressing, consolidating and watering the filling including stacking the serviceable material and disposal of unserviceable material lead upto 1000 ft. (300 m.)	Sq.m. Sq.ft..	0.00 0.00	0.00 0.00	29
10-31	Levelling and dressing the ground by cutting and filling earth upto 6 inches (150mm) in depth including consolidating and	Cu.m. Cu.ft..	15.85 0.45	15.85 0.45	29
10-32	Cutting to a required gradient in all kinds of soil and disposing the same, levelling, dressing, watering and consolidation lead upto 100ft. (30m).	Cu.m. Cu.ft..	351.90 9.95	351.90 9.95	29
10-33	Cutting to a required gradient in all kinds of soil and disposing the same, levelling, dressing but without watering and consolidation lead upto 100 ft. (30m)	Cu.m. Cu.ft.	331.40 9.40	331.40 9.40	5.2
10-34	Dry ramming brick/ stone ballast 1-1/2" to 2" (40mm to 50mm) gauge	R.M. R.ft..	198.25 60.45	198.25 60.45	3.8
Pilling					
10-35 a)	Providing and laying concrete for bored cast in situ piles by tremie pipe or skip bucket using crushed stone 3/4" (19 mm) and down gauge in dense homogeneous concrete nominal mix 1 : 1.33 : 2.66 having cube crushing strength of 34.5 N/mm ² at 28 days. The concrete in the piles is to be measured by multiplying the cross-sectional area of the pile by the length of pile as cast, from the head to the butt of the shoe. reinforcement & boring of pile is to be measured for payment separately.	Cu.m. Cu.ft.	2,246.35 63.60	14,447.50 409.15	7.2
b)	Deduct from item 10-35(a) if local crushed aggregate is used in place of Margalla crushed stone.	Cu.m. Cu.ft..	- -	1,983.40 56.15	
c)	Extra if 1 : 1 : 2 mix is used in item 10-35(a) above	Cu.m. Cu.ft..	- -	6,434.70 182.25	
d)	Deduct from item 10-35(c) if local crushed aggregate is used in place of Margalla crushed stone	Cu.m. Cu.ft..	- -	6,224.90 176.30	
e)	Deduct if 1 : 2 : 4 mix is used in item 10-35(a) above	Cu.m. Cu.ft..	- -	26,272.70 744.05	
f)	Deduct from item 10-38(e) if local crushed aggregate is used in place of Margalla crushed stone	Cu.m. Cu.ft..	- -	7,114.20 201.50	
10-36 a)	Providing and laying RCC precast piles of required size with chamfered corners using Lawrencepur sand & Margalla crushed aggregate 3/4" (19mm) and down gauge in dense homogeneous concrete nominal mix 1:1.33:2.66 having cube crushing strength of 34.5N/mm ² at 28 days, including formwork and its removal, compaction, vibration, curing, stacking at site but excluding the cost of reinforcement.	Cu.m. Cu.ft..	2,187.25 61.95	15,089.35 427.35	7.3
b)	Deduct from item 10-36(a) if local crushed aggregate is used in place of crushed stone.	Cu.m. Cu.ft..	- -	2,996.00 192.35	

Sr. No.	Description	Unit	Rate (Rs.)		Ref. Tech. Specs.
			Labour	Composite	
	c) Extra if 1 : 1 : 2 mix is used in item 10-36(a) above	Cu.m. Cu.ft..	- -	3,819.05 108.15	
	d) Deduct from item 10-36(c) if local crushed aggregate is used in place of Margalla crushed stone	Cu.m. Cu.ft..	- -	5,412.95 153.30	
10-37	Providing and fixing cast iron pile shoes for RCC piles with necessary fittings.	Kg. Lb.	8.95 19.75	111.85 246.50	
10-38	a) Driving of RCC precast piles of any size vertically upto 320 ft. (10 m) depth from ground level with specified penetration or set in all kinds of soil including cost of handling and pitching the piles in position.	R.M. R.ft..	704.55 214.75	1,509.75 460.20	7.3.6
	b) Extra for driving piles in tidal water over item 10.38(a)	R.M. R.ft..	704.55 214.75	1,509.75 460.20	
	c) Extra for driving piles in tidal water from pontoons or barges over item 10.38(a)	R.M. R.ft..	352.30 107.40	754.90 230.10	
	d) Extra for driving piles in non-tidal water from pontoons or barges or otherwise over item 10.38(a)	R.M. R.ft..	176.15 53.70	377.45 115.05	
10-39	a) Driving of RCC precast piles of any size vertically to depth greater than 320ft.(10m) below ground level with specified penetration or set in all kinds of soil including cost of handling and pitching the piles in position.	R.M. R.ft..	733.90 223.70	1,606.20 489.60	7.3.6
	b) Extra for driving piles in tidal water over item 10-39(a)	R.M. R.ft..	733.90 223.70	1,191.90 363.30	
	c) Extra for driving piles in tidal water from pontoons or barges over item 10-39(a)	R.M. R.ft..	366.95 111.85	595.95 181.65	
	d) Extra for driving piles in non-tidal water from pontoons or barges or otherwise over item 10-39(a)	R.M. R.ft..	183.50 55.95	298.00 90.85	
10-40	a) Driving of RCC precast inclined piles of any size to specified inclination and depth upto 320 ft (10m) below ground level with specified penetration or set in all kinds of soil including the cost of handling and pitching the piles in position.	R.M. R.ft..	704.55 214.75	1,509.75 460.20	7.3.6
	b) Extra for driving piles in tidal water over item 10-40(a)	R.M. R.ft..	704.55 214.75	1,127.30 343.60	
	c) Extra for driving piles in tidal water from pontoons or barges over item 10-40(a)	R.M. R.ft..	352.30 107.40	563.65 171.80	
	d) Extra for driving piles in non-tidal water from pontoons or barges or otherwise over item 10-40(a)	R.M. R.ft..	176.15 53.70	281.85 85.90	
10-41	a) Driving of RCC precast inclined piles of any size to specified inclination and depth greater than 320 ft (10m) from ground level with specified penetration or set in all kinds of soil including the cost of handling and pitching the piles in position.	R.M. R.ft..	733.90 223.70	1,740.40 530.50	7.3.6
	b) Extra for driving piles in tidal water over item 10-40(a)	R.M. R.ft..	733.90 223.70	1,262.35 384.75	
	c) Extra for driving piles in tidal water from pontoons or barges over item 10-40(a)	R.M. R.ft..	366.95 111.85	631.20 192.40	


Sr. No.	Description	Unit	Rate (Rs.)		Ref. Tech. Specs.
			Labour	Composite	
d)	Extra for driving piles in non-tidal water from pontoons or barges or otherwise over item 10-40(a)	R.M.	183.50	315.60	
		R.ft..	55.95	96.20	
10-42	Cutting of top of RCC piles of any size including chiseling, dismantling, straightening the steel and disposal	Cu.m. Cu.ft..	1,962.70 598.25	2,090.65 637.25	7.2.5.2 (v)
10-43	Extracting RCC piles in all kinds of soil.				
a)	Piles upto 18 inches (450 mm) nominal dia	R.M.	504.70	638.90	
		R.ft..	153.85	194.75	
b)	Piles above 18 inches (450 mm) nominal dia	R.M.	580.40	741.45	
		R.ft..	176.90	226.00	
10-44	Providing and laying for cast in situ RCC piles mild steel reinforcement bars with and including the cost of straightening, removing rust, cutting, bending, binding, welding, wastage, overlaps as are not shown on the drawings. The cost of binding wire and holding the reinforcement in position is inclusive.	Tonne Ton	6,118.90 5,551.00	133,133.65 120,776.95	7.2.4 (4)
10-45	Providing and laying for cast in situ RCC piles intergraded deformed reinforcement with and including the cost of straightening, removing rust, cutting, bending, binding, welding, wastage, overlaps as are not shown on the drawings. The cost of binding wire and holding the reinforcement in position is inclusive.	Tonne	4,971.50	134,661.00	7.2.4 (4)
		Ton	5,051.30	136,822.30	
10-46	Providing and laying for pile caps, grade beams and precast piles mild reinforcement bars with and including the cost of straightening, removing rust, cutting, bending, binding, welding, wastage, overlaps as are not shown on the drawings. The cost of binding wire and precast 1:2:4 cement concrete or M.S. chairs for binding and holding the reinforcement in position is inclusive.	Tonne	6,526.10	126,952.30	7.2.4 (4)
		Ton	5,920.40	115,169.35	
10-47	Providing and laying for pile caps, grade beams, and precast pile integrated deformed bars with and including the cost of straightening, removing rust, cutting, bending, binding, welding, wastage, overlaps as are not shown on the drawings. The cost of binding wire and precast 1:2:4 cement concrete or M.S. chairs for binding and holding the reinforcement in position is inclusive.	Tonne	6,526.10	121,309.80	7.2.4 (4)
		Ton	5,920.40	110,050.55	
10-48	Providing and laying cement concrete using Lawrencepur sand & Margalla crushed stone 3/4" (19 mm) and down gauge in pile caps, tee beams, and grade beams in dense homogeneous concrete mix including formwork and its removal, compacting, curing, and bailing out or pumping out sub-soil water during concreting, but excluding the cost of reinforcement.				5.3 5.4 5.5
a)	1 : 1 : 2	Cu.m.	1,703.85	17,068.70	
		Cu.ft..	48.25	483.40	
b)	1 : 1.5 : 3	Cu.m.	916.55	15,547.00	
		Cu.ft..	25.95	440.30	
c)	1 : 2 : 4	Cu.m.	1,703.85	14,489.35	
		Cu.ft..	48.25	410.35	
d)	Deduct from item 7-14(a) if local crushed aggregate is used in place of crushed stone	Cu.m.	-	2,779.45	
		Cu.ft..	-	847.20	
e)	Deduct from item 7-14(b) if local crushed aggregate is used in place of crushed stone	Cu.m.	-	3,032.10	
		Cu.ft..	-	924.20	
f)	Deduct from item 7-14(a) if local crushed aggregate is used in place of Margalla crushed stone	Cu.m.	-	3,176.50	
		Cu.ft..	-	968.20	
10-49	Boring by percussion, direct rotary or reverse rotary method for				7.2.5 (i)

Sr. No.	Description	Unit	Rate (Rs.)		Ref. Tech. Specs.
			Labour	Composite	
	piling in any kind of soil including extraction of casing pipe and or using bentonite as applicable in all kinds of soil except shingle, gravel or rock.				
a)	From ground level upto 250 ft (76 m) below ground level				
i.	15" to 18" (375 mm to 450 mm) i/d	R.M. R.ft..	- -	1,285.25 391.84	
ii.	20" to 30" (500 mm to 750 mm) i/d	R.M. R.ft..	- -	1,446.40 440.98	
iii.	32" to 40" (800 to 1000 mm) i/d	R.M. R.ft..	- -	1,603.65 488.92	
iv.	46" to 60" (1200 to 1500 mm) i/d	R.M. R.ft..	- -	1,681.90 512.77	
b)	Exceeding 250 ft (76 m) below ground level				
i.	15" to 18" (375 mm to 450 mm) i/d	R.M. R.ft..	- -	1,572.60 479.45	
ii.	20" to 30" (500 mm to 750 mm) i/d	R.M. R.ft..	- -	1,631.95 497.55	
iii.	32" to 40" (800 to 1000 mm) i/d	R.M. R.ft..	- -	1,850.10 564.05	
iv.	46" to 60" (1200 to 1500 mm) i/d	R.M. R.ft..	- -	1,988.35 606.20	
10-50	Boring by percussion, direct rotary or reverse rotary method for piling in any kind of soil including extraction of casing pipe and or using bentonite as applicable in shingle, gravel or rock.				7.2.5 (b)
a)	From ground level upto 250 ft (76 m) below ground level				
i.	15" to 18" (375 mm to 450 mm) i/d	R.M. R.ft..	- -	12,155.70 3,705.10	
ii.	20" to 30" (500 mm to 750 mm) i/d	R.M. R.ft..	- -	13,371.25 4,075.60	
iii.	32" to 40" (800 to 1000 mm) i/d	R.M. R.ft..	- -	14,222.15 4,334.95	
iv.	46" to 60" (1200 to 1500 mm) i/d	R.M. R.ft..	- -	15,376.95 4,686.95	
b)	Exceeding 250 ft (76 m) below ground level				
i.	15" to 18" (375 mm to 450 mm) i/d	R.M. R.ft..	- -	15,726.00 4,793.35	



Sr. No.	Description	Unit	Rate (Rs.)		Ref. Tech. Specs.		
			Labour	Composite			
ii.	20" to 30" (500 mm to 750 mm) i/d	R.M.	-	17,298.60	5.3 5.3.2.4		
		R.ft..	-	5,272.70			
		iii.	32" to 40" (800 to 1000 mm) i/d	R.M.		-	17,893.20
				R.ft..		-	5,453.90
iv.	46" to 60" (1200 to 1500 mm) i/d	R.M.	-	18,375.45			
		R.ft..	-	5,600.90			
10-51	Providing and laying plain hand mixed cement concrete using brick/ Stone ballast 1-1/2" to 2" (40mm to 50mm) with Local sand in foundation including leveling, compacting and curing.						
a)	1 : 3 : 6	Cu.m.	1,699.45	5,824.50			
		Cu.ft.	48.15	164.95			
b)	1 : 4 : 8	Cu.m.	1,699.45	5,198.05			
		Cu.ft.	48.15	147.20			
c)	1 : 5 : 10	Cu.m.	1,699.45	4,809.25			
		Cu.ft.	48.15	136.20			
d)	1 : 6 : 12	Cu.m.	1,699.45	4,420.40			
		Cu.ft.	48.15	125.20			
10-52	Providing and laying plain machine mixed cement concrete using Lawrencepur sand and crushed aggregate having maximum size upto 1-1/2" (38mm) & down gauge in foundation including levelling, compacting and curing.				5.3.2.4		
a)	1 : 2 : 4	Cu.m.	1,396.60	9,122.10			
		Cu.ft.	39.55	258.35			
b)	1 : 3 : 6	Cu.m.	1,396.60	8,081.60			
		Cu.ft.	39.55	228.90			
c)	1 : 4 : 8	Cu.m.	1,396.60	7,495.10			
		Cu.ft.	39.55	212.25			
d)	1 : 5 : 10	Cu.m.	1,396.60	7,173.60			
		Cu.ft.	39.55	203.15			
e)	1 : 6 : 12	Cu.m.	1,396.60	6,792.30			
		Cu.ft.	39.55	192.35			
10-53	Extra for item 10-52 above if crushed aggregate (Margalla) having maximum size upto 1-1/2" (37mm) & down gauge is used instead of locally available crushed aggregate.				5.3.2.4		
a)	1 : 2 : 4	Cu.m.	-	3,104.30			
		Cu.ft.	-	87.90			
b)	1 : 3 : 6	Cu.m.	-	3,248.70			
		Cu.ft.	-	92.00			
c)	1 : 4 : 8	Cu.m.	-	3,320.85			
		Cu.ft.	-	94.05			
d)	1 : 5 : 10	Cu.m.	-	3,393.05			
		Cu.ft.	-	96.10			
e)	1 : 6 : 12	Cu.m.	-	3,429.15			
		Cu.ft.	-	97.10			

Sr. No.	Description	Unit	Rate (Rs.)		Ref. Tech. Specs.
			Labour	Composite	
10-54	Deduct for item 10-52 above if Local sand is used instead of Lawrencepur sand				5.3.2.4
a)	1 : 2 : 4	Cu.m. Cu.ft.	- -	1,470.70 41.65	
b)	1 : 3 : 6	Cu.m. Cu.ft.	- -	1,539.10 43.60	
c)	1 : 4 : 8	Cu.m. Cu.ft.	- -	1,573.30 44.55	
d)	1 : 5 : 10	Cu.m. Cu.ft.	- -	1,607.50 45.55	
e)	1 : 6 : 12	Cu.m. Cu.ft.	- -	1,641.70 46.50	
10-55	Providing and laying cement concrete using Lawrencepur sand and crushed aggregate 3/4" (19mm) & down gauge in foundation including leveling, compacting and curing.				5.3
a)	1 : 1 : 2	Cu.m. Cu.ft.	1,396.60 39.55	11,575.65 327.85	
b)	1 : 1.5 : 3	Cu.m. Cu.ft.	1,396.60 39.55	9,795.40 277.40	
c)	1 : 2 : 4	Cu.m. Cu.ft.	1,396.60 39.55	8,866.30 251.10	
d)	1 : 3 : 6	Cu.m. Cu.ft.	1,396.60 39.55	7,672.15 217.30	
e)	1 : 4 : 8	Cu.m. Cu.ft.	1,396.60 39.55	7,086.05 200.70	
10-56	Extra for item 10-55 above if Margalla crushed aggregate having maximum size upto 3/4" (19mm) & down gauge is used instead of locally available crushed aggregate.				5.3
a)	1 : 1 : 2	Cu.m. Cu.ft.	- -	2,779.45 78.70	
b)	1 : 1.5 : 3	Cu.m. Cu.ft.	- -	3,032.10 85.85	
c)	1 : 2 : 4	Cu.m. Cu.ft.	- -	3,176.50 89.95	
d)	1 : 3 : 6	Cu.m. Cu.ft.	- -	3,320.85 94.05	
e)	1 : 4 : 8	Cu.m. Cu.ft.	- -	3,429.15 97.10	
10-57	Deduct for item 10-55 above if Local sand is used instead of Lawrencepur sand.				5.3
a)	1 : 1 : 2	Cu.m. Cu.ft.	- -	1,333.85 37.80	
b)	1 : 1.5 : 3	Cu.m. Cu.ft.	- -	1,436.50 40.70	
c)	1 : 2 : 4	Cu.m. Cu.ft.	- -	1,504.90 42.60	
d)	1 : 3 : 6	Cu.m. Cu.ft.	- -	1,573.30 44.55	
e)	1 : 4 : 8	Cu.m. Cu.ft.	- -	1,607.50 45.55	



Sr. No.	Description	Unit	Rate (Rs.)		Ref. Tech. Specs.
			Labour	Composite	
10-58	Providing and laying in situ cement concrete using Lawrencepur sand and crushed aggregate having maximum size upto 1-1/2" (38mm) and down gauge in foundation including formwork and its removal, compaction and curing				5.3 5.5
a)	1 : 2 : 4	Cu.m. Cu.ft.	1,545.30 43.75	9,551.40 270.50	
b)	1 : 3 : 6	Cu.m. Cu.ft.	1,545.30 43.75	8,510.90 241.05	
c)	1 : 4 : 8	Cu.m. Cu.ft.	1,545.30 43.75	7,924.40 224.40	
d)	1 : 5 : 10	Cu.m. Cu.ft.	1,545.30 43.75	7,602.90 215.30	
e)	1 : 6 : 12	Cu.m.	1,545.30	7,221.60	
10-59 a)	Providing and laying 1:2:4 cement concrete using Lawrencepur sand and crushed aggregate 3/4" (19mm) and down gauge in beam girders of required shape or section including formwork and its removal compacting and curing.	Cu.m. Cu.ft.	1,747.10 43.75	12,294.00 204.50	5.3 5.4 5.5
b)	Extra for Above 3 meters upto 6 meters	Cu.m. Cu.ft.	170.40 49.50	3,387.85 350.60	
c)	Extra for every additional 3 meter above 6 meters	Cu.m. Cu.ft.	127.80 4.95	3,492.40 11.50	
		Cu.ft.	43.75	204.50	
10-60	Providing and laying 1:2:4 cement concrete using Lawrencepur sand and crushed aggregate 3/4" (19mm) and down gauge in deck slabs including formwork and its removal, compacting and				5.3 5.5
a)	Upto 6" (150 mm) thickness				
i)	At Ground Level	Cu.m. Cu.ft.	1,747.10 49.50	12,380.15 350.60	
ii)	Extra for Above 3 meters upto 6 meters	Cu.m. Cu.ft.	174.70 4.95	406.45 11.50	
iii)	Extra for Above 3 meters upto 6 meters	Cu.m. Cu.ft.	159.85 4.55	505.90 14.35	
iv)	Extra for sloping slabs for slope more than 15 degrees	Cu.m. Cu.ft.	106.55 3.00	287.55 8.15	
b)	Above 6" (150 mm) upto 12" (300 mm) thickness				
i)	At Ground Level	Cu.m. Cu.ft.	2,131.45 60.35	13,576.05 384.50	
ii)	Extra for Above 3 meters upto 6 meters	Cu.m. Cu.ft.	213.15 6.05	656.25 18.60	
iii)	Extra for Above 3 meters upto 6 meters	Cu.m. Cu.ft.	159.85 4.55	311.05 8.80	




Sr. No.	Description	Unit	Rate (Rs.)		Ref. Tech. Specs.
			Labour	Composite	
iv)	Extra for sloping slabs for slope more than 15 degrees	Cu.m. Cu.ft.	106.55 3.00	329.85 9.35	
c)	Above 12" (300 mm) thickness				
i)	At Ground Level	Cu.m. Cu.ft.	2,131.45 60.35	14,974.70 424.10	
ii)	Extra for Above 3 meters upto 6 meters	Cu.m. Cu.ft.	87.35 2.45	5,307.40 150.30	
iii)	Extra for Above 3 meters upto 6 meters	Cu.m. Cu.ft.	#NAME? #NAME?	#NAME? #NAME?	
iv)	Extra for sloping slabs for slope more than 15 degrees	Cu.m. Cu.ft.	45.85 1.30	312.30 8.85	
	PIERS				
10-61	Providing & laying in situ cement concrete in piers etc, upto 9" (225mm) in thickness using Lawrencepur sand & crushed aggregate 3/4" (19mm) & down gauge including compacting, curing, cost of formwork and its removal				5.3 5.5
	1 : 1 : 2	Cu.m. Cu.ft.	1,432.05 40.55	13,569.20 384.30	
	1 : 1.5 : 3	Cu.m. Cu.ft.	1,432.05 40.55	12,444.65 352.45	
	1 : 2 : 4	Cu.m. Cu.ft.	1,432.05 40.55	11,410.30 323.15	
	1 : 3 : 6	Cu.m. Cu.ft.	1,432.05 40.55	10,321.40 292.30	
	1 : 4 : 8	Cu.m. Cu.ft.	1,432.05 40.55	9,735.25 275.70	
10-62	Same as in Item 10.61 but in piers above 9" to 18" (225mm to 450mm) in thickness.				5.3 5.5
	1 : 1 : 2	Cu.m. Cu.ft.	1,432.05 40.55	12,481.35 353.50	
	1 : 1.5 : 3	Cu.m. Cu.ft.	1,432.05 40.55	10,701.15 303.05	
	1 : 2 : 4	Cu.m. Cu.ft.	1,432.05 40.55	9,666.80 273.75	
	1 : 3 : 6	Cu.m. Cu.ft.	1,432.05 40.55	8,577.90 242.95	
	1 : 4 : 8	Cu.m. Cu.ft.	1,432.05 40.55	7,991.75 226.35	
10-63	Providing and using any approved accelerating agent in cement concrete.	Kg. Lb.	- -	359.00 162.90	5.3.1.7
10-64	Providing and using in concrete any approved retarding agent.	Kg. Lb.	- -	103.35 46.90	5.3.1.7
10-65	Providing and using in concrete any approved wetting agent.	Liter Gallon	- -	265.70 1,206.30	5.3.1.7
10-66	Providing and using concrete additives.				
a)	Pudlo or similar	Kg. Lb.	- -	93.95 42.60	
b)	Pucca kam or similar	Kg.	-	46.95	

Sr. No.	Description	Unit	Rate (Rs.)		Ref. Tech. Specs.
			Labour	Composite	
		Lb.	-	21.30	
10-67	Drilling and grouting holes upto 3" (75 mm) dia in existing concrete for reinforcement bars.	R.M. R.ft.	129.60 39.50	245.50 74.85	
10-68	Grouting base plates, rails, anchor bolts foundation bolts and anchor frames of guide rails etc.	Sq.m. Sq.ft.	406.55 37.80	406.55 37.80	
10-69	Welding (electric) reinforcement with existing bars - joint length 2" to 3" (50mm to 75mm).	Each	8.55	31.70	
10-70	Nicking hard cement concrete surface	Sq.m. Sq.ft.	75.45 7.00	75.45 7.00	
STEEL REINFORCEMENT					
10-71 a)	Providing, fabricating and laying Mild steel reinforcement for all kinds of R.C.C work in foundation, plinth and ground floor including the cost of straightening, removal of rust, cutting, bending, binding, wastage and providing such over-laps as are not shown on the drawings. The cost of binding wire and cement concrete spacer blocks or M.S. chairs for binding and holding the reinforcement in position is inclusive upto 15 ft (5m) height	Tonne Ton	6,526.10 6,630.85	126,952.30 128,989.90	5.4
b)	Extra on item 10-71 (a) for overhead tanks at a height of 30 ft. (10m)	Tonne Ton	2,135.00 2,169.25	2,135.00 2,169.25	
c)	Extra on item 10-71 (a) for every additional height of 3 ft. (1 m) or part thereof above 30 ft. (10 m) upto 50 ft. (15 m) height	Tonne Ton	1,586.00 1,611.45	1,586.00 1,611.45	
d)	Extra on item 10-71 (c) for every additional height of 3 ft. (1 m) or part thereof above 50 ft.(15 m) height	Tonne Ton	793.00 805.75	793.00 805.75	
10-72 a)	Providing, fabricating and laying deformed Grade 40 steel reinforcement for all kinds of R.C.C work in foundation, plinth and ground floor including the cost of straightening, removal of rust, cutting, bending, binding, wastage and providing such over-laps as are not shown on the drawings. The cost of binding wire and cement concrete spacer blocks or chairs for binding and holding the reinforcement in position is inclusive upto 15 ft. (5m) height	Tonne Ton	6,526.10 6,630.85	122,657.90 124,626.55	5.4

Sr. No.	Description	Unit	Rate (Rs.)		Ref. Tech. Specs.
			Labour	Composite	
	b) Extra on item 10-72 (a) for every additional height of 3 ft. (1 m) or part thereof above 30 ft. (10 m) upto 50 ft. (15 m) height	Tonne Ton	1,934.90 1,965.95	1,934.90 1,965.95	
	c) Extra on item 10-72 (b) for every additional height of 3 ft. (1 m) or part thereof above 50 ft.(15 m) height	Tonne Ton	967.45 878.52	967.45 878.52	
	d) Extra over item 10-72 (a) for deformed bars Grade 60 having yield strength equal to 60,000 psi	Tonne Ton	3,660.00 3,323.56	3,660.00 3,323.56	
	PLUM CONCRETE				
10-73	Providing and laying plum concrete using Lawrencepur sand and crushed aggregate 1-1/2"(38mm) & down gauge with 20% stones including levelling, compacting & curing.				5.3
	a) 1 : 2 : 4	Cu.m. Cu.ft.	1,396.60 39.55	7,924.70 224.45	
	b) 1 : 3 : 6	Cu.m. Cu.ft.	1,396.60 39.55	7,092.30 200.85	
	c) 1 : 4 : 8	Cu.m. Cu.ft.	1,396.60 39.55	6,623.10 187.55	
10-74	Providing and laying plum concrete using Lawrencepur sand and crushed aggregate 1-1/2" (38 mm) & down gauge with 30% boulders including levelling, compacting and curing.				5.3
	a) 1 : 2 : 4	Cu.m. Cu.ft.	1,396.60 39.55	7,181.15 203.35	
	b) 1 : 3 : 6	Cu.m. Cu.ft.	1,396.60 39.55	6,452.80 182.75	
	c) 1 : 4 : 8	Cu.m. Cu.ft.	1,396.60 39.55	6,042.25 171.10	
10-75	Providing and laying plum concrete using Lawrencepur sand and crushed aggregate 1-1/2" (38 mm) & down gauge with 40% boulders including levelling, compacting and curing.				5.3
	a) 1 : 2 : 4	Cu.m. Cu.ft.	1,396.60 39.55	6,498.55 184.05	
	b) 1 : 3 : 6	Cu.m. Cu.ft.	1,396.60 39.55	5,874.25 166.35	
	c) 1 : 4 : 8	Cu.m. Cu.ft.	1,396.60 39.55	5,522.35 156.40	
10-76	Supply of following items to be used for construction of suspension bridge				
	a) Main ropes 1.25" dia.	R.M. R.ft.	- -	256.20 78.10	10.2.4
	b) Wind guy ropes 1" dia.	R.M. R.ft.	- -	1,037.00 316.10	10.2.4
	c) Wind guy ropes 3/4" dia.	R.M. R.ft.	- -	1,037.00 316.10	10.2.4
	d) Wind guy ropes 1/2" dia.	R.M. R.ft.	- -	768.60 234.25	10.2.4
	e) Main cable clamp	Each	-	512.40	10.2.4

Sr. No.	Description	Unit	Rate (Rs.)		Ref. Tech. Specs.
			Labour	Composite	
f)	Transom clamp	Each	-	1,037.00	10.2.4
g)	Road bear clamp	Each	-	512.40	10.2.4
h)	Wind guy clamp	Each	-	451.40	10.2.4
i)	U Grips 3/4" dia	Each	-	359.90	10.2.4
j)	U Grips 1" dia	Each	-	411.20	10.2.4
k)	U Grips 1.5" dia	Each	-	508.25	10.2.4
l)	Wind guy double clamp	Each	-	230.60	10.2.4
m)	Thimble plate 1.5" dia	Each	-	195.20	10.2.4
n)	Thimble plate 1" dia	Each	-	1,888.55	10.2.4
o)	Thimble plate 3/4" dia	Each	-	2,440.00	10.2.4
p)	Thimble plate 1/2" dia	Each	-	36,600.00	10.2.4
10-77	Supply and fix following items to be used for construction of suspension bridge				10.2.4
a)	R.S. Joist transom	R.M. R.ft.	- -	1,888.55 575.78	
b)	Coupling machine	Each	-	2,440.00	
c)	Saddle plates	Each	-	1,722.65	
d)	Steel runners 3" x 6" dia.	Each	-	640.50	
10-78	a) Supply and fix steel deck plates of following thicknesses complete in all respect including cutting, jointing etc.				10.2.4
i)	1/4" Thick	Sq.m. Sq.ft.	- -	289,147.30 26,872.45	
ii)	3/8" Thick	Sq.m. Sq.ft.	- -	5,649.75 525.07	
iii)	1/2" Thick	Sq.m. Sq.ft.	- -	7,533.00 700.10	
b)	Launching of main ropes wind/ guy ropes etc. complete in all respect including all arrangements as per direction of the	R.M. R.ft.	2,403.40 732.74		
10-79	Providing and pre-stressing 1/2" (12.5 mm) dia. wire strand including cost of cable, Anchorage cone sets, corrugated steel sheath duct, PE grout vents, PE grout tube, PVC wrapping tape, steel binding wire, cement grout and grout additive as per specifications including all arrangements, supply of recorded data in triplicate as per direction of the Engineer in charge	Ton Tonne	8,387.50 40.55	38,102.35 242.95	6.2.1 6.2.2 6.5.2, 6.5, 6.5.10
10-79b	Launching and placing of Precast/ Pre-stressed Girder including all arrangements as per direction of the Engineer in charge	Ton Tonne	213.50 213.50	732.00 732.00	6.5.10
10-80	Supplying standard helical core for cable size 12/5mm or 12/7mm including cutting, wastage (closed helical length to be measured)	R.M. R.ft.	6.55 2.00	119.25 36.35	6.5.4



Sr. No.	Description	Unit	Rate (Rs.)		Ref. Tech. Specs.
			Labour	Composite	
10-81	Providing and fixing hydra rigid sheath including jointing sheath with threaded couplers and tapes				6.5.4
a)	Sheath size 32 mm internal dia and 37 mm external dia.	R.M. R.ft..	3.15 0.96	68.50 20.88	
b)	Sheath size 42 mm internal dia and 48 mm external dia.	R.M. R.ft..	4.20 1.28	91.35 27.85	
10-82	Providing and fixing self coupling welded steel sheath including threading, inserting cables in sheath, telescopic jointing, taping and binding				6.5.4
a)	Sheath size 32 mm internal dia and 37 mm external dia.	R.M. R.ft..	2.80 0.85	60.90 18.57	
b)	Sheath size 42 mm internal dia and 48 mm external dia.	R.M. R.ft..	3.50 1.07	76.10 23.20	
10-83	Providing and fixing anchorages to beam ends and top surface of beams (if no end block is used) on sets of one female and one male cone complete with inserts, holding device, lining on the face of female cone with gasket, interior with high tensile steel spiral and the male outer with corborandum ferrule connection etc.				6.2.2.(d)
a)	12/5 mm dia Anchorage	Set	1,159.00	4,236.80	
b)	12/7 mm dia Anchorage	Set	1,067.50	4,235.85	
c)	12/8 mm dia Anchorage	Set	1,067.50	4,235.85	
d)	Extra if RCC precast end block is used having 1:1:2 cement concrete including providing and fixing steel hooks, lifting and placing block in position, but excluding the cost of reinforcement.	Cu.m. Cu.ft..	2,639.25 74.75	12,421.10 351.75	5
e)	Extra if Margalla crushed stone 3/4" (19 mm) is used in place of local crushed aggregate	Cu.m. Cu.ft..	- -	2,779.45 78.70	5
10-84	Providing and fixing 40 mm internal dia steel pipe 10 S.W.G. at end of prestressing cable	R.M. R.ft..	3.10 0.95	157.70 48.05	6.5.2 6.5.4
10-85	Stressing freyssinet cables upto 12/7mm and of any length with stressing jacks to appropriate strength to beams as per specifications including all arrangements, supply of recorded data in triplicate and anchoring cables till release as per direction of the Engineer in charge	Cable	236.40	1,190.85	6.5.7
10-86	Injecting cement mortar grout in prestressed cable of any dia and length under pressure				6.5.9
a)	Cement mortar 1 : 1	R.M. R.ft..	12.55 3.85	32.50 9.90	
b)	Cement mortar 1 : 1 : 1.5	R.M. R.ft..	12.55 3.85	29.55 9.00	
10-87	Cutting off and trimming ends of post-tensioned prestressed cables				
a)	12/5 mm dia cables	Cable end	164.70	186.65	
b)	12/7 mm dia Anchorage	Cable end	201.30	228.15	
10-88	Assembling, placing and attaching prestressing wires of sizes upto 8mm including looping and attaching at non jacking end including cost of binding wire/strands (length finally used to be	R.M. R.ft..	3.15 0.95	4.40 1.35	6.5.5

Sr. No.	Description	Unit	Rate (Rs.)		Ref. Tech. Specs.
			Labour	Composite	
10-89	Placing prefabricated cables carefully with sheath in the formwork to correct profile as per design and drawings including looping and attaching wires at non-jacking end (beam length to be measured)	R.M. R.ft..	31.65 39.50	34.80 74.85	6.5.4 6.5.5
10-90	Supplying high tensile steel wires upto 8mm size and strands for prestressed concrete as specified including cutting and wastage (untensioned length finally used in the prestressed member to be measured for the purpose of payment)	Tonne Ton	- -	170,373.00 168,296.20	6.20
10-91	Providing and laying including fixing in position untensioned steel reinforcement as per design and drawings including straightening, removing rust, cutting, bending, binding, overlaps, wastage and the cost of cement concrete or M.S. chairs and the cost of binding wire				6.4
a)	M.S. bars	Tonne Ton	6,526.10 6,446.55	126,952.30 125,404.80	
b)	High tensile steel of specified grade.	Tonne Ton	6,526.10 6,446.55	146,771.20 149,126.90	
10-92	Supplying, fabricating and fixing formwork in prestressed concrete beams of all sections including removal of formwork	Sq.m. Sq.ft.	184.10 17.10	275.05 25.55	6.5.6
10-93	Supplying, fabricating and fixing formwork in the prestressed concrete slab of all sizes including removal of formwork	Sq.m. Sq.ft.	234.95 2,169.25	315.15 2,169.25	6.5.6
10-94	Providing and laying reinforced cement concrete using crushed aggregate 19mm and down gauge in the prestressed concrete work, compacting with vibrator and curing but excluding the cost of reinforcement and shuttering.				6.5.6
a)	1 : 1 : 2	Cu.m. Cu.ft..	2,222.40 62.95	12,401.45 351.20	
b)	Extra if Margalla crushed stone is used in place of local crushed aggregate over item 6-15(a)	Cu.m. Cu.ft..	- -	1,607.60 45.55	
c)	1 : 1.5 : 3	Cu.m. Cu.ft..	1,433.50 40.60	9,832.30 278.45	
d)	Extra if Margalla crushed stone is used in place of local crushed aggregate over item 6-15(c)	Cu.m. Cu.ft..	- -	1,753.75 1,965.95	
e)	1 : 2 : 4	Cu.m. Cu.ft..	1,433.50 40.60	8,798.00 249.15	
f)	Extra if Margalla crushed stone is used in place of local crushed aggregate over item 6-15(e)	Cu.m. Cu.ft..	- -	1,753.75 49.65	
10-95 a)	Making good requisite anchorage recesses with cement concrete 1:1:2 using crushed aggregate of approved size including formwork and its removal and cutting	One job	2.00	157.95	6.3 6.5.6
b)	Extra if Margalla crushed stone is used in place of local crushed aggregate over item 6-16(a)	One job	-	1,607.60	
10-96	Stacking post tensioned precast beams and slabs upto lead of 500 ft (150 m) including loading and unloading				
a)	Upto 50 ft. (15.25 m) length	Cu.m. Cu.ft..	228.75 6.50	432.45 12.25	

Sr. No.	Description	Unit	Rate (Rs.)		Ref. Tech. Specs.	
			Labour	Composite		
10-97	b) Above 50 ft. (15.25 m) length	Cu.m. Cu.ft..	289.75 8.20	494.65 14.00	6.5.10	
	Hoisting post tensioned precast beams and slabs by mechanical means upto lift of 18 ft (5.5 m) above ground level and placing in position					
	a) Upto 50 ft. (15.25 m) length	Cu.m. Cu.ft..	152.50 39.55	354.65 182.75		
	b) Extra for every 12 ft. (3.75m) additional lift or part thereof on item 6-18(a) above	Cu.m. Cu.ft..	122.00 39.55	195.20 171.10		
10-98	c) Above 50 ft. (15.25 m) length	Cu.m. Cu.ft..	183.00 5.20	888.50 25.15	6.5.7 6.5.8	
	d) Extra for every 12 ft. (3.75m) additional lift or part thereof on item 6-18(c) above	Cu.m. Cu.ft..	152.50 39.55	410.55 184.05		
	10-99	Stressing pretensioned wires sizes upto 7mm dia with stressing jacks to appropriate strength in the prestressed concrete work including providing end anchorage and its removal, supply of recorded data in triplicate, anchorage wires or strands till release.	Wire	129.65		1,051.40
	10-100	Cutting off and trimming the ends of pretensioned wire size upto 8mm dia.	Wire	77.05		84.35
10-100	Fabrication of high tensile steel prestressing cables for prestressed (post tensioned) concrete, including assembling by drawing the H.T. wire through metal spacer plate, inserting in helix core and taping or tying, sheathing in longitudinally welded metal corrugated sheath, positioning, anchorage with male and female set of anchorage cone, forming ducts for transverse cable, stressing cables with jack at both ends as per stressing schedule, maintaining stressing record and supply the same in the approved proforma to the Engineer-in-charge, making loop at blind end, including all materials required for it, grouting the cable ducts with cement, cutting projected ends and making good recesses, etc., complete in all respects.				6.50	
	a) 12/5 mm dia Anchorage	R.M. R.ft..	1,159.00	4,236.80		
	b) 12/7 mm dia Anchorage	R.M. R.ft..	1,067.50	4,235.85		
	c) 12/8 mm dia Anchorage	R.M. R.ft..	1,067.50	4,235.85		
	d) Extra if RCC precast end block is used having 1:1:2 cement concrete including providing and fixing steel hooks, lifting and placing block in position, but excluding the cost of reinforcement.		892.15	13,313.20		